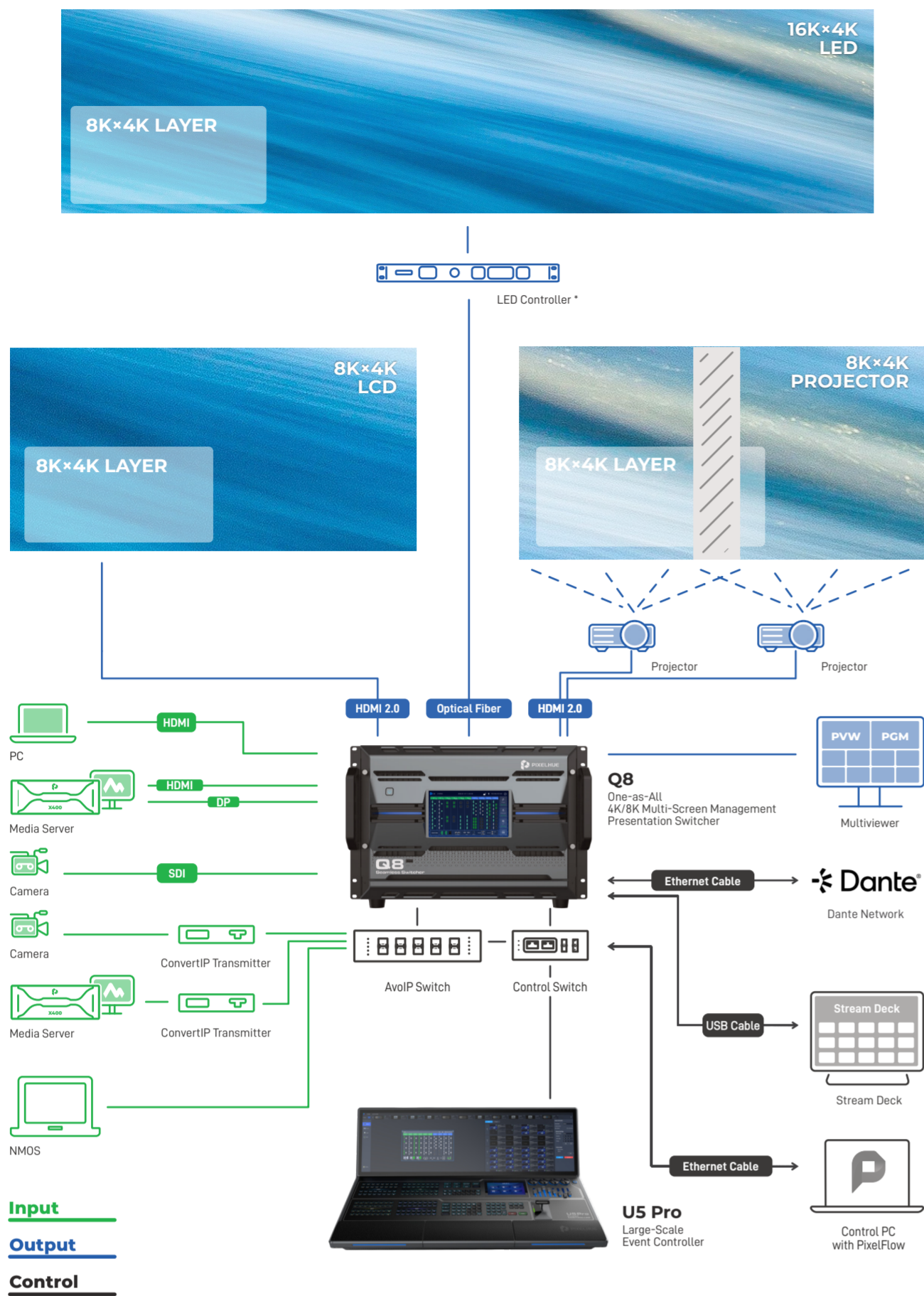


APPLICATION

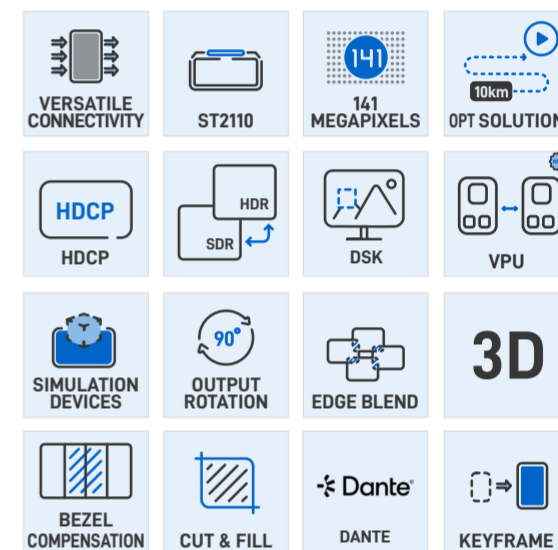
www.pixelhue.com
info@pixelhue.com
1201A, 8 Caihefang Road, Haidian District, Beijing, China



Q8

One-as-All
4K/8K Multi-Screen Management
Presentation Switcher

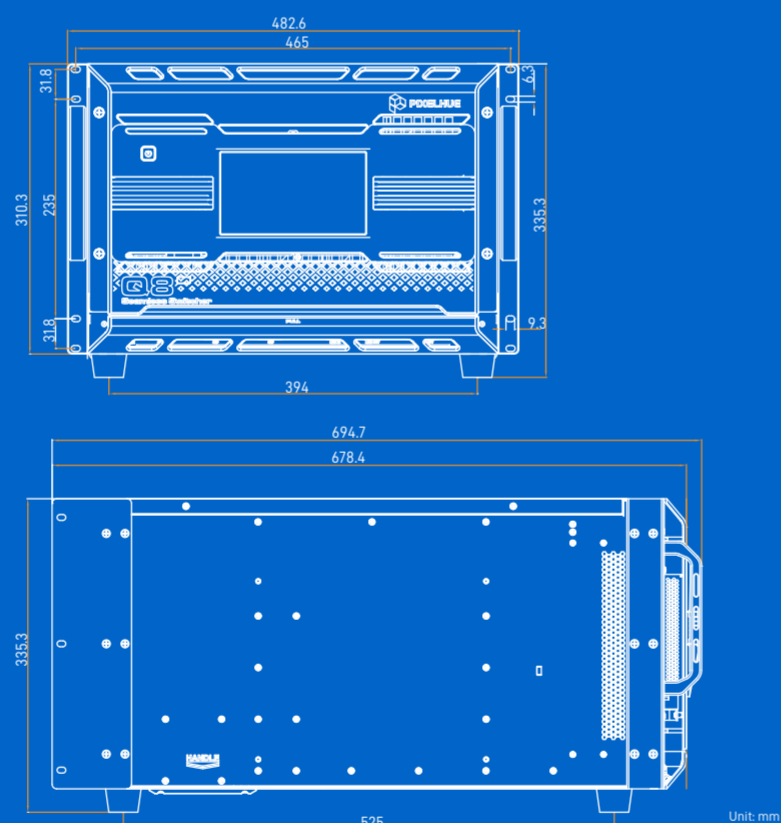
Q8_EN_2026-04-15



PHYSICAL SPECS

| | |
|-------------------------------------|--|
| Front Screen | 7" Touchscreen |
| Chassis | 7U |
| Dimensions | W 482.6 mm × D 674.7 mm × H 335.3 mm W 19" × D 27.4" × H 13.2 inches |
| Weight | Net weight: 42.6 kg / 93.9 lbs Gross weight (Packed with a flight case): 99.7 kg / 219.8 lbs Gross weight (Packed with a flight case, a paper box and a wooden pallet): 123 kg / 271.2 lbs |
| Electric Parameters | Power connector: 100-240V~, 10A-5A, 50/60Hz Max power consumption: 1400 W |
| Noise on Average (@1, 0.75m height) | 45 dB |
| Operating Environment | Temperature: 0°C to 50°C (32°F to 122°F) Humidity: 0% RH to 80% RH, non-condensing |
| Storage Environment | Temperature: -20°C to +60°C (-4°F to +140°F) Humidity: 0% RH to 95% RH, non-condensing |
| Certifications | CE, FCC, IC, RoHS |
| Packing Information | <ul style="list-style-type: none"> 1x Flight case 3x Power cables 2x Ethernet cables (3m) 1x Screwdriver 1x Quick Start Guide 1x Customer Letter 1x Safety Manual 1x Certificate of Approval |

DIMENSIONS



PIXELHUE

SUPPORTED RESOLUTIONS

| Input | Bit Depth | Sampling Format | Supported Resolutions | Connector Bandwidth |
|-------------|------------------|---|--|-----------------------|
| HDMI 2.0 | 8bit | RGB 4:4:4 | 4096×2160@60Hz 8192×1080@60Hz | 18 Gbps |
| | | YCbCr 4:4:4 | | |
| | | YCbCr 4:2:2 | | |
| HDMI 2.1 | 10bit 12bit | RGB 4:4:4 | 4096×2160@30Hz 4096×1080@60Hz | 18 Gbps |
| | | YCbCr 4:4:4 | | |
| | | YCbCr 4:2:2 | 4096×2160@60Hz | |
| DP 1.2 | 8bit 10bit 12bit | RGB 4:4:4 | 8192×1080@60Hz 4096×2160@30Hz 3840×2160@60Hz | 21.6 Gbps |
| | | YCbCr 4:4:4 | | |
| | | YCbCr 4:2:2 | | |
| DP 1.4 | 8bit 10bit 12bit | RGB 4:4:4 | 8192×1080@60Hz 4096×2160@30Hz 3840×2160@60Hz | 21.6 Gbps |
| | | YCbCr 4:4:4 | | |
| | | YCbCr 4:2:2 | | |
| 12G-SDI | 8bit 10bit 12bit | YCbCr 4:2:2 | 4096×2160@60Hz | 11.88 Gbps |
| 25G OPT | 8bit 10bit | RGB 4:4:4 YCbCr 4:4:4 YCbCr 4:2:2 | 4096×2160@60Hz | 25 Gbps |
| 8K 100G OPT | 8bit 10bit | RGB 4:4:4 YCbCr 4:4:4 YCbCr 4:2:2 | 4x 4096×2160@60Hz | 100 Gbps (4x 25 Gbps) |

* In the current version, the DP 1.4 and HDMI 2.1 connector specifications are limited to 4K×2K@60Hz. Once the device supports 8K layers in the future, the specifications will be expanded to 8K×4K@30Hz.

INCREDIBLE PERFORMANCE

The Q8 presentation switcher offers incredible real-time 4K video processing power. It comes with at most 72x 4K input connectors and 64x 4K output connectors, supporting up to 48x 4K concurrent inputs and 16x 4K concurrent outputs. A maximum of 32x 4K mixing layers (true seamless transitions) in switcher mode are supported.

Moreover, the Q8 provides a variety of exceptional features. Multiple different connectors are designed on one input card or output card, including DP 1.2, DP 1.4, HDMI 2.0, HDMI 2.1 and 12G-SDI. It also supports ST2110 cards, including one input card with 4x SFP25G ports, one input card with 2x 100G OPT ports (in addition to HDMI and DP connectors), and one output card with 2x 100G OPT ports (along with 12G-SDI connectors), offering not only high bandwidth and bitrate but also flexible transmission of video, audio, and control data over IP networks. Additionally, the Q8 boasts the 8K video processing capability. With these capabilities, the Q8 enables you to design and manage all live events easily and economically. Thanks to the VPU-based architecture, the number of layers on a single output card can be doubled, eliminating any concerns about running out of layer capacity.

LONGER TRANSMISSION DISTANCE, LOWER COST

In addition to the ability of outputting content from the 4K connectors, the Q8 presentation switcher is also capable of transmitting signals to the LED controllers from NovaStar[®] over a long distance (up to 10 km with single-mode optical fiber) without fiber converters. This method not only ensures the signal stability but also lowers the transmission cost, making it a perfect fit for long-distance signal transmission.

1. Currently supported controllers are VX1000, VX600, VX400, H series, MX40 Pro, MCTRL4K, and NovaPro UHD Jr.

VARIOUS CONTROL OPTIONS

The Q8 is very easy to operate and supports flexible control options: versatile event controller U5/U5 Pro, all-new event management software PixelFlow, and third-party control system Stream Deck (Companion integrated into the Q8). You can use the control methods to realize various operations, such as preset related operations, blackout, freeze, and P/W to PGM operations. What's more, multiple switchers can be controlled simultaneously by a single event controller or PC with PixelFlow when they are on the same LAN and in the same project. This makes on-site control and operations a breeze.

EASY-TO-USE PixelFlow

The Q8 works with the new PixelFlow, which has fully upgraded architecture, graphical user interface, interaction and ease of use designs. The new architecture enables the software to run 24/7 stably. The visualized user interface is adaptive to different screens of event controllers and computer, and the software allows you to change the skins of event controller buttons with one click, giving you a great look and feel. What's more, the event controller encoders and faders can control the software parameters, making operations smoother. With distinct function areas, hover menus and almost all the functions required in an event, the software guides you from beginning to end of any events with as little complex operation as possible.

ALL-ROUND SUPERB RELIABILITY

The Q8 presentation switcher supports full-link backup, from input source backup to device backup and power backup, to safeguard your live events. Once the input source is not stable or disappears, it will be switched to the backup source seamlessly. When the primary device fails, the backup device will take over the work immediately to ensure uninterrupted operation. Switching from the primary to backup input source or device with no downtime makes the solution highly reliable and worry-free.

Note:
Specifications subject to change without prior notice.





One-as-All
4K/8K Multi-Screen Management
Presentation Switcher



- for sending to display, streaming or recording device
- 64x64 Dante channels @48 kHz
- Dedicated analog audio inputs and outputs
- 2x 3.5 mm dual-channel audio jacks (1x line in & 1x line out)
- Default sample rate: 48 kHz (backward compatible)
- Bit depth: 8 bit/16 bit/24 bit

Multiviewer

- Two dedicated output connectors configured as Multiviewer connectors, with resolutions adjustable
- Independent and copying modes: The two connectors display different Multiviewer images, or the HDMI 2 copies the HDMI 1 output
- Monitor all inputs and screens (PWW and PGM)
- Customizable layouts for easy use
- Intuitive and upgraded Multiviewer interaction, including maintaining source aspect ratio, snapping between canvas and Multiviewer window, adjusting background color, showing or hiding UMD information, customizing UMD color, and canvas zoom
- Border adjustment for Multiviewer windows

Screens

- Output configured as single screens or edge-blended widescreens
- Multi-screen management and control
- Bezel compensation
- Edge blending, supporting both simple and complex projection scenarios
- Irregular screen mosaic and output ADI function, ideal for complex and irregular LED screen applications
- The sync source can be set independently for each screen

Still Image Management

- Still images can be imported or captured from input or output
- Unlimited still image quantity in 1 GB storage space
- Still images can be used as BKG and still layers
- Independent BKG for each screen
- BKG filling the whole screen by default, with adjustable position and size
- Up to 255 BKGs (max 1 GB in total) supported

Transition & Effects

- Smart key, luma key and chroma key
- Cut and fade transitions
- Customizable transition durations
- PWW to PGM via Take, Cut or T-bar operation
- Copy or Swap mode for PWW to PGM transition

Processing

- FPGA based high performance image processing architecture with SuperView scaling engine inside
- Ultra-low latency, as low as 1 frame in proper configuration
- BT.601, BT.709, BT.2020, DCI-P3 color space processing support
- Advanced keying capability: smart key, chroma key and luma key
- Compatible with HDCP 1.3, HDCP 1.4, HDCP 2.2, and HDCP 2.3

Control Options

- Event controller U5/U5 Pro
- Event management software PixelFlow
- Third-party control system Stream Deck (Companion integrated into the Q8)

PixelFlow Functionalities

- Long-term stable running
- Upgraded and visualized UI, adaptive to U5/U5 Pro/PC screens
- One click to change skins of U5/U5 Pro buttons
- Software parameter controllable by U5/U5 Pro encoders or faders
- Distinct function areas and hover menu for ease of use
- Fully functional simulator for offline configuration and practice

TECHNICAL FEATURES

Inputs

- Up to 48x 4K concurrent inputs through 6 input cards
- Standard, custom and advanced EDID settings
- Custom resolutions: 3840x2160@60Hz, 4096x2160@60Hz, 8192x1080@60Hz, etc.
- Input source deinterlacing processing on 4 connectors of each input card
- Input source cropping
- Status LED indicators provided for easy troubleshooting

Outputs

- Up to 16x 4K concurrent outputs through 4 output cards
- Standard, custom and advanced output timing settings
- Output width up to 8192 pixels, better choice for LED applications
- Status LED indicators provided for easy troubleshooting

Layers

- Each Q8 supports up to 32x 4K mixing layers in switcher mode
- Full screen roaming supported
- Fade and Cut effects for PWW to PGM transition
- Layer effects: mask, border, flip, copy, shadow, cut and fill, KeyFrame and more
- Layer preset, All (or a portion) of the current layer's properties (such as input source, position, size, effects, etc.) can be saved as a layer preset in PixelFlow for easy recall

Audio

- Dante audio networking
 - Dual redundancy Gigabit Ethernet ports (AES67 compliant)
 - Audio de-embedding/embedding on every input & output (raw audio)
 - De-embedded audio channels can be routed directly to the Dante network
 - Audio channels from external Dante audio processor can be re-embedded

MODULAR

KEY FEATURES

Input Cards

Q8_HDMI2.0+DP1.2+12G-SDI Input Card

- 8x 4Kx2K concurrent inputs per input card
- 4x HDMI 2.0
 - Up to 4Kx2K@60Hz 8bit 4:4:4, 4Kx2K@60Hz 12bit 4:2:2, or 4Kx2K@60Hz 12bit 4:2:0
 - Support for processing of 8-bit, 10-bit and 12-bit inputs
 - Support for 4:2:0, 4:2:2 and 4:4:4 inputs
 - Support for processing of Full and Limited range videos
 - Support for HDR and 3D inputs
 - HDCP 1.4 and HDCP 2.2 compliant
 - Support for deinterlacing processing
 - Support for interlaced video signal
 - Support for 8-channel embedded audio (24bit/48kHz)
 - Custom resolutions
 - Maximum width: 8192 pixels
 - Maximum height: 7680 pixels
- 4x DP 1.2
 - Up to 4Kx2K@60Hz 10bit 4:4:4 or 4Kx2K@60Hz 12bit 4:2:2
 - Support for processing of 8-bit, 10-bit and 12-bit inputs
 - Support for 4:2:2 and 4:4:4 inputs
 - Support for processing of Full and Limited range videos
 - Support for HDR and 3D inputs
 - HDCP 1.3 and HDCP 2.2 compliant
 - No support for interlaced video signal
 - Support for 8-channel embedded audio (24bit/48kHz)
 - Custom resolutions
 - Maximum width: 8192 pixels
 - Maximum height: 7680 pixels
- 4x 12G-SDI
 - Support for ST-2082 (12G), ST-2081 (6G), ST-424 (3G), ST-292 (HD) and ST-259 (SD) standard video inputs
 - Compatible with SD-SDI, HD-SDI, 3G-SDI and 6G-SDI
 - Support for interlaced video signal
 - No support for EDID management or bit depth settings
 - Support for 8-channel embedded audio (24bit/48kHz)



Q8_ST2110 (100G)+HDMI2.1+DP1.4 Input Card

- 2x 100G OPT
 - 1 primary and 1 backup per input card
 - Up to 4x 4Kx2K@60Hz 12bit 4:4:4
 - Support for processing of 8-bit, 10-bit and 12-bit inputs
 - Support for 4:2:2 and 4:4:4 inputs
 - Standard: Support SMPTE ST 2110 (-10, -20) and SMPTE 2059 (-1, -2)
 - Backup: Support the SMPTE 2022-7 standard.
 - Custom resolutions
 - Maximum width: 8192 pixels
 - Maximum height: 7680 pixels
 - PixelFlow control: Support loading video stream configuration by SDP file or directly inputting. Exporting SDP file is also supported.
 - PTP settings: Support the IEEE 1588-2008 standard, enabling high-precision synchronization across different input sources when Lock input to PTP is activated.
 - FEC configuration: With parameters set at the card level, this feature can automatically detect and correct errors during data transmission, enhancing the reliability of video signal transfer. Support RS-FEC and NO-FEC encoding methods. This feature requires configuration on the switch before it can be used.
 - IP address: IPv4 DHCP and static IP
 - Multicast protocol: IGMPv3
- 2x HDMI 2.1
 - One HDMI 2.1 and one DP 1.4 form a group, with only one usable at a time
 - Up to 8Kx4K@30Hz 10bit 4:4:4 (Currently limited to 4Kx2K@60Hz 8bit 4:4:4)
 - Support for processing of 8-bit, 10-bit and 12-bit inputs
 - Support for 4:2:0, 4:2:2 and 4:4:4 inputs
 - Support for processing of Full and Limited range videos
 - Support for HDR and 3D inputs
 - HDCP 1.4 and HDCP 2.3 compliant
 - Support for deinterlacing processing
 - Support for interlaced video signal
 - Support for 8-channel embedded audio (24bit/48kHz)
 - Custom resolutions
 - Maximum width: 8192 pixels
 - Maximum height: 7680 pixels
- 2x DP 1.4
 - One HDMI 2.1 and one DP 1.4 form a group, with only one usable at a time
 - Up to 8Kx4K@30Hz 10bit 4:4:4 (Currently limited to 4Kx2K@60Hz 10bit 4:4:4)
 - Support for processing of 8-bit, 10-bit and 12-bit inputs
 - Support for 4:2:2 and 4:4:4 inputs
 - Support for processing of Full and Limited range videos
 - Support for HDR and 3D inputs
 - HDCP 1.3 and HDCP 2.3 compliant
 - No support for interlaced video signal
 - Support for 8-channel embedded audio (24bit/48kHz)
 - Custom resolutions
 - Maximum width: 8192 pixels
 - Maximum height: 7680 pixels



Q8_ST2110_4xSFP25G Input Card_I

- 2 primaries and 2 backups per input card
- Up to 4Kx2K@60Hz 12bit 4:4:4
- Support for processing of 8-bit, 10-bit and 12-bit inputs
- Support for 4:2:2 and 4:4:4 inputs
- Standard: Support SMPTE ST 2110 (-10, -20) and SMPTE 2059 (-1, -2)
- Backup: Support the SMPTE 2022-7 standard.
- Custom resolutions
 - Maximum width: 8192 pixels
 - Maximum height: 7680 pixels
- PixelFlow control: Support loading video stream configuration by SDP file or directly inputting.
- PTP settings: Support the IEEE 1588-2008 standard, enabling high-precision synchronization across different input sources when Lock input to PTP is activated.
- IP address: IPv4 DHCP and static IP



Q8_8xHDMI2.0+12G-SDI Input Card

- 8x 4Kx2K@60Hz concurrent inputs per input card
- 8x HDMI 2.0
 - Up to 4Kx2K@60Hz 8bit 4:4:4, or 4Kx2K@60Hz 10bit 4:2:2
 - Support for processing of 8-bit, 10-bit and 12-bit inputs
 - Support for 4:2:0, 4:2:2 and 4:4:4 inputs
 - Support for processing of Full and Limited range videos
 - Support for HDR inputs
 - HDCP 1.4 and HDCP 2.2 compliant
 - Support for deinterlacing processing
 - Support for interlaced video signal
 - Support for 8-channel embedded audio (24bit/48kHz)
 - Custom resolutions
 - Maximum width: 8192 pixels
 - Maximum height: 7680 pixels
- 4x 12G-SDI
 - Support for ST-2082 (12G), ST-2081 (6G), ST-424 (3G), ST-292 (HD) and ST-259 (SD) standard video inputs
 - Compatible with SD-SDI, HD-SDI, 3G-SDI and 6G-SDI
 - Support for interlaced video signal
 - No support for EDID management or bit depth settings
 - Support for 8-channel embedded audio (24bit/48kHz)



Output Cards

Q8_1xST2110(100G)+4x12G-SDI Output Card

- 2x 100G OPT
 - 1 primary and 1 backup per output card
 - Up to 4x 4Kx2K@60Hz 12bit 4:4:4
 - Support for processing of 8-bit, 10-bit and 12-bit outputs
 - Support for 4:2:2 and 4:4:4 outputs
 - Standard: Support SMPTE ST 2110 (-10, -20) and SMPTE 2059 (-1, -2)
 - Backup: Support the SMPTE 2022-7 standard.
 - Custom resolutions
 - Maximum width: 8192 pixels
 - Maximum height: 7680 pixels
 - PixelFlow control: Support loading video stream configuration by SDP file or directly inputting. Exporting SDP file is also supported.
 - PTP settings: Support the IEEE 1588-2008 standard, enabling high-precision synchronization across different video streams when Lock to PTP is activated.
 - FEC configuration: With parameters set at the card level, this feature can automatically detect and correct errors during data transmission, enhancing the reliability of video signal transfer. Support RS-FEC and NO-FEC encoding methods. This feature requires configuration on the switch before it can be used.
 - IP address: IPv4 DHCP and static IP
 - Multicast protocol: IGMPv3
- 4x 12G-SDI
 - These connectors copy the 4x 4K outputs of the 100G OPT ports
 - Compatible with SD-SDI, HD-SDI, 3G-SDI and 6G-SDI
 - Up to 4Kx2K@60Hz 10bit YCbCr 4:2:2 outputs
 - Support for YCbCr 4:2:2 output settings
 - Support for interlaced video signal
 - Support for 8-channel embedded audio (24bit/48kHz)
 - No support for standard or custom resolutions



Q8_HDMI2.0+12G-SDI+Fiber Output Card

- The 4x HDMI 2.0 and 4x 12G-SDI connectors are divided into 4 groups. Each group includes 1x HDMI 2.0 and 1x 12G-SDI connectors, and connectors within the same group copy each other's output. The 12G-SDI connector supports only standard resolutions under the protocol. When the HDMI 2.0 connector is set to a custom resolution, the 12G-SDI connector does not output.
 - Connector 1 (HDMI 2.0) and connector 5 (12G-SDI) form Group 1.
 - Connector 2 (HDMI 2.0) and connector 6 (12G-SDI) form Group 2.
 - Connector 3 (HDMI 2.0) and connector 7 (12G-SDI) form Group 3.
 - Connector 4 (HDMI 2.0) and connector 8 (12G-SDI) form Group 4.
- 4x HDMI 2.0
 - Up to 4Kx2K@60Hz 8bit 4:4:4 or 4Kx2K@60Hz 12bit 4:2:2 output
 - Support for 8-bit, 10-bit and 12-bit output settings
 - Support for 4:2:2 and 4:4:4 output settings
 - Support for YCbCr and RGB color space settings
 - Support for HDR outputs
 - Support for color gamut adjustment
 - Support for interlaced video signal
 - Support for 8-channel embedded audio (24bit/48kHz)
 - Custom resolutions
 - Maximum width: 8192 pixels
 - Maximum height: 7680 pixels
- 4x 12G-SDI
 - Compatible with SD-SDI, HD-SDI, 3G-SDI and 6G-SDI
 - Support for interlaced video signal
 - Support for 8-channel embedded audio (24bit/48kHz)
- 8x 10G OPT
 - Support for single-mode and multi-mode optical outputs
 - Transmission distance up to 10km in single mode
 - Support for 8-channel embedded audio (24bit/48kHz)
 - OPT ports copy outputs on video connectors
 - OPT 1 and OPT 2 copy the output from Group 1.
 - OPT 3 and OPT 4 copy the output from Group 2.
 - OPT 5 and OPT 6 copy the output from Group 3.
 - OPT 7 and OPT 8 copy the output from Group 4.



Q8_HDMI2.0x4+DP1.2x4+SFPx8 Output Card

- The 4x HDMI 2.0 and 4x DP 1.2 connectors are divided into 4 groups. Each group includes 1x HDMI 2.0 and 1x DP 1.2 connectors, and connectors within the same group copy each other's output.
 - Connector 1 (HDMI 2.0) and connector 5 (DP 1.2) form Group 1.
 - Connector 2 (HDMI 2.0) and connector 6 (DP 1.2) form Group 2.
 - Connector 3 (HDMI 2.0) and connector 7 (DP 1.2) form Group 3.
 - Connector 4 (HDMI 2.0) and connector 8 (DP 1.2) form Group 4.
- 4x HDMI 2.0
 - Up to 4Kx2K@60Hz 8bit 4:4:4 or 4Kx2K@60Hz 12bit 4:2:2 output
 - Support for 8-bit, 10-bit and 12-bit output settings
 - Support for 4:2:2 and 4:4:4 output settings
 - Support for YCbCr and RGB color space settings
 - Support for HDR outputs
 - Support for color gamut adjustment
 - Support for interlaced video signal
 - Support for 8-channel embedded audio (24bit/48kHz)
 - Custom resolutions
 - Maximum width: 8192 pixels
 - Maximum height: 7680 pixels
- 4x DP 1.2
 - Up to 4Kx2K@60Hz 10bit 4:4:4 or 4Kx2K@60Hz 12bit 4:2:2 output
 - Support for 8-bit, 10-bit and 12-bit output settings
 - Support for 4:2:2 and 4:4:4 output settings
 - Support for YCbCr and RGB color space settings
 - Support for 3D outputs
 - No support for interlaced video signal
 - Support for 8-channel embedded audio (24bit/48kHz)
 - Custom resolutions
 - Maximum width: 8192 pixels
 - Maximum height: 7680 pixels
- 8x 10G OPT
 - Support for single-mode and multi-mode optical outputs
 - Transmission distance up to 10km in single mode
 - Support for 8-channel embedded audio (24bit/48kHz)
 - OPT ports copy outputs on video connectors
 - OPT 1 and OPT 2 copy the output from Group 1.
 - OPT 3 and OPT 4 copy the output from Group 2.
 - OPT 5 and OPT 6 copy the output from Group 3.
 - OPT 7 and OPT 8 copy the output from Group 4.



| | |
|-----------------------|---|
| Switcher working mode | Up to 6x input cards with up to 72x 4K input connectors and up to 48x 4K concurrent inputs |
| | Up to 4x output cards with up to 48x 4K output connectors available (4x HDMI 2.0, 12G-SDI or DP 1.2 + 8x OPT per output card) and up to 16x 4K concurrent outputs |
| | A maximum of 32x 4K mixing layers (true seamless transitions) in switcher mode |
| | Multiple different connectors on one input or output card, such as HDMI 2.0, HDMI 2.1, DP 1.2, DP 1.4 and 12G-SDI |
| | 4x 25G OPT or 2x 100G OPT ports on the ST2110 input card, offering high bandwidth and bitwidth |
| | Multi-screen configuration and control |
| | Bezel compensation |
| | Edge blending, supporting both simple and complex projection scenarios |
| | Virtual pixel function for convenient layer configuration |
| | Simple control via event controller, PixelFlow, and Stream Deck (Companion integrated into the Q8) |
| | Device backup, input backup and output card backup, seamless switching from primary to backup |
| | 7" touchscreen on the front panel, support for real-time device status monitoring |
| | Optical copying output supported, 10km long-distance signal transmission over single-mode optical fiber |
| | 4:4:4 4K@60Hz 10-bit internal processing |
| | Cross-connector layer within a card does not occupy extra resources, full screen roaming |
| | Free conversion between SDR, HDR10 and HLG |
| | 3D input, processing and output |
| | Layer resource management |
| | Up to 1024 presets with support for complete and relative presets |
| | Layer effects: mask, border, flip, copy, shadow, cut and fill, KeyFrame and more |
| | 48kHz 64x64 Dante audio networking hardware and support |
| | Dedicated 3.5 mm analog audio inputs and outputs |
| | Still image management |
| | Advanced DSK capability for input: smart key, luma key and chroma key |
| | Individual RGB component adjustment for image quality parameters |
| | Sync with input and external bi-level or tri-level Genlock signal |
| | Live input view in PixelFlow |
| | Support for multiple standard timings such as CEA, DMT, and SMPTE |
| | Custom timing and frame rate on outputs |
| | ADI function |
| | Input EDID management, with support for preset, custom and advanced settings |
| | Custom layout of output connectors |
| | Custom MWR layout |
| | Two Multiviewer windows are allowed for monitoring each input source, PWW or PGM screen |
| | Output connector copying to quickly offer multiple same sources for backend devices |
| | 90° output rotation for creative display |
| | Output mapping to enable easier screen configuration |
| | Batch change of resolutions and frame rates of output connectors |
| | HDCP 1.3, HDCP 1.4 and HDCP 2.2 for full-link content protection with a global switch for all inputs or outputs |
| | Multiple backup modes, device diagnostics, project file import and export, log export and 2+1 power backup for super stability and reliability |
| | Compatible with EDID on Mac and support for Mac mosaic |
| | Support for antistatic settings to keep events smooth and successful |
| | The system has passed 24/7 stability tests and is proven to be stable and reliable |
| | Two Q8 devices linkable for input source sharing and uniform output mosaic and management |
| | Built-in VPU function allows layer resources of one output card to be used by its preceding adjacent output card |

Note:
Specifications subject to change without prior notice.